

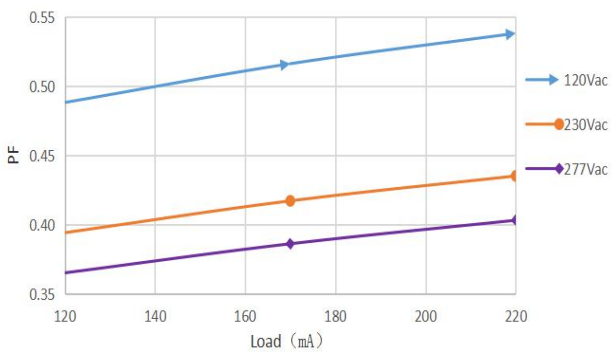
Electrical Characteristic

Model		LF-GSD005YD
Output	Output Voltage	14-18V
	Output Current Limit	230±10mA
	Ripple Voltage	<0.5V@50Hz & 220Vac
	Start-up Time	<1S@220Vac
	Turn-off Time	<0.5S@220Vac
Input	Line Regulation	±5%
	Rated Input Voltage	100-240Vac (input voltage limit: 90-264Vac)
	DC Input Voltage	120-288Vdc (input voltage limit: 108-316Vdc)
	Input Frequency	47-63Hz
	Input Current	0.1A Max.
	Power Factor	≥0.5@120Vac (load of 15.0V & 0.20A)
	Efficiency	≥60%@220Vac
	Surge Current	≤30A & 96uS@220Vac Max.
	Standby Power Consumption	≤1W@220Vac
Protection Characteristics	Open Circuit Protection	<20.5V
	Short Circuit Protection	Constant current limits. After revising the abnormal load, it will recover automatically.
Environment Description	Working Temperature	-20℃~+50℃
	Working Humidity	20-90%RH (no condensation)
	Storage Temperature & Humidity	-40℃~+ 80℃ (six months under class I environment); 10-90%RH (no condensation)
	Atmospheric Pressure	86~106KPa
Safety and Electromagnetic Compatibility	Certification	Meet standards of CE certification
	Withstanding Voltage	I/P-O/P: 3.75KV, <5mA 60S
	Insulation Resistance	I/P-O/P: >100MΩ @500Vdc
	Safety Standard	EN 61347, GB19510
	Electromagnetic Emission	EN55015, EN61000-3-2

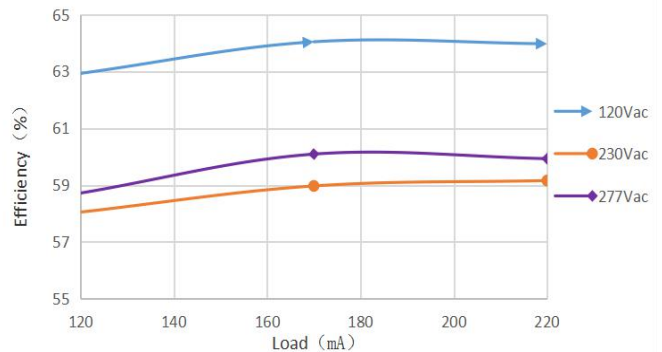
	Electromagnetic Immunity	EN61000-4-2, 3, 4, 5, 6, 8, 11, 13; EN61547
Others	IP Rating	IP20
	RoHS	RoHS 2.0 (EU) 2015/863
	Warranty	5 years (Tc: $\leq 80^{\circ}\text{C}$)
	DALI Standards	IEC 62386-101, 102, 207: DALI2.0
Remarks	<p>1. It is recommended that customer should install overvoltage and undervoltage protection devices and surge protection devices to ensure safety before connecting to electricity.</p> <p>2. The PC cover, housing, end caps and other parts of the LED driver inside the LED light fixture must conform to the UL94-V0 flammability standard or above.</p> <p>3. As an accessory, the LED driver is not the only factor determining the EMC performance of the LED light fixture. The structure and the wiring of the light fixture are also relevant. Thus it's strongly recommended the LED light fixture manufacturer re-confirms the EMC of the whole LED light fixture.</p> <p>4. Unless otherwise stated, the electrical parameters above were tested under ambient temperature 25°C, humidity 50%, input 220Vac and with DALI drivers connected.</p>	

Product Characteristic Curve

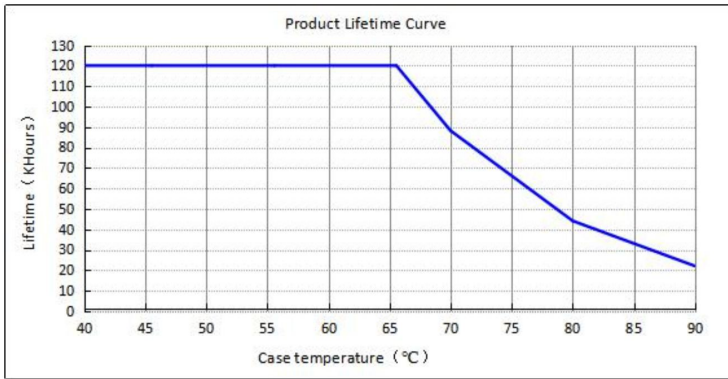
PF Curve



Efficiency Curve



Lifetime Curve



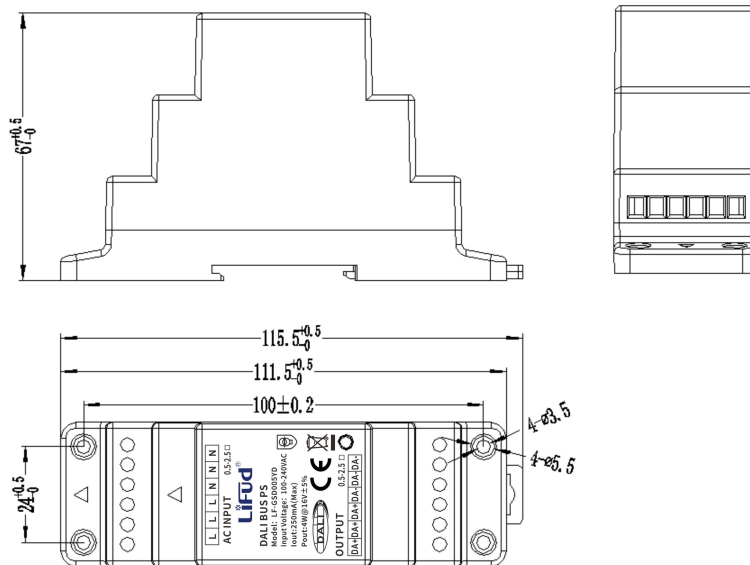
Instruction of Dimming

Terminals

INPUT	
L	AC live wire input
L	AC live wire input
L	AC live wire input
N	AC neutral wire input
N	AC neutral wire input
N	AC neutral wire input

OUTPUT	
DA+	DALI output+
DA+	DALI output+
DA+	DALI output+
DA-	DALI output-
DA-	DALI output-
DA-	DALI output-

Structure & Dimension (Unit: mm)



Packaging Specification

Model	LF-GSD005YD
Individual Packaging Size	170×39×121mm (L×W×H)
Box Size	385×285×210mm (L×W×H)
Quantity	18 pcs/layer; 2 layers/ctn; 36 pcs/ctn
Weight	105 g /pc; 3.8 kg±5%/ctn

Transportation & Storage

1. Transportation

Transportation means: vehicles, boats and aircraft.

During transportation, there should be awnings for rain protection and sun protection. Civilized loading and unloading are required. There should be no severe vibration or impact.

2. Storage

Storage in accordance with the provisions of the Class I environment. Products which have been stored for more than six months must be re-inspected. Use them only if they can pass the re-inspection.

Attention

1. Use this product according to the specifications, please. Otherwise there may be malfunction.
2. Use luminaires that have not been certified or are not compatible with the drivers may cause fire, explosion or other hazards.
3. Man-made damage is not covered by warranty.

Remark: The final interpretation right of the contents of this data sheet belongs to Lifud Technology Co., Ltd.