

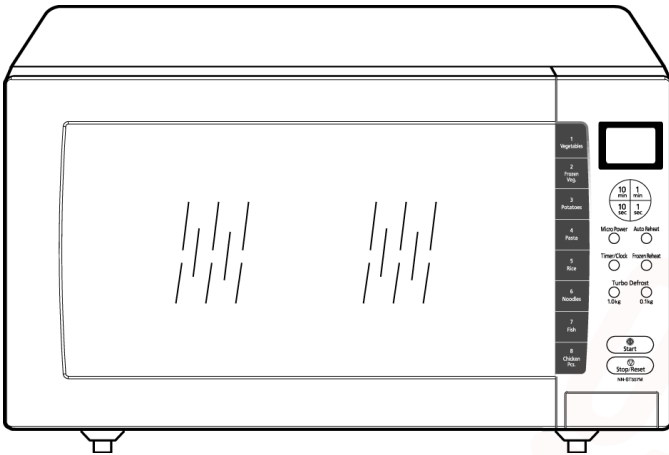
Service Manual

Microwave Oven

Simplified

NN-ST557M
NN-ST557W

QPQ(Australia & New Zealand)



Please file and use this manual together with the service manual for Model NN-S453WF (ORDER NO. SIMMC0306022C3).

Specification

Model		ST557M	ST557W
Power Source:		230-240V AC Single Phase, 50Hz	
Power Requirement:	Microwave	1000W	1000W
Output:	Microwave	1100W	1100W
Microwave Frequency:		2450MHz	
Timer:		99min.99sec	
Outside Dimensions:		510mm(W) x 380mm(D) x 304mm(H)	
Oven Cavity Dimensions:		359mm(W) x 352mm(D) x 217mm(H)	
Weight:		11.5kg	
PbF		This product with PbF	
Specifications subject to change without notice.			

Panasonic®

© 2007 Panasonic Home Appliances Microwave Oven (Shanghai) Co., Ltd. All rights reserved. Unauthorized copying and distribution is a violation of law.

5.2. PARTS LIST

NOTE:

1. When ordering replacement part(s), please use part number(s) shown in this part list.

Do not use description of the part.

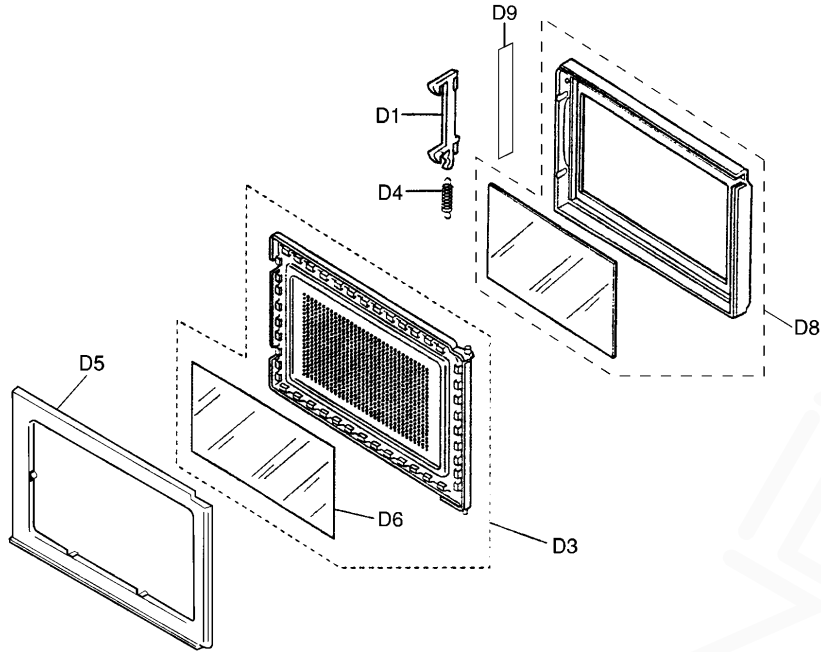
2. Important safety notice:

Components identified by \triangle mark have special characteristics important for safety.

When replacing any of these components, use only manufacturer's specified parts.

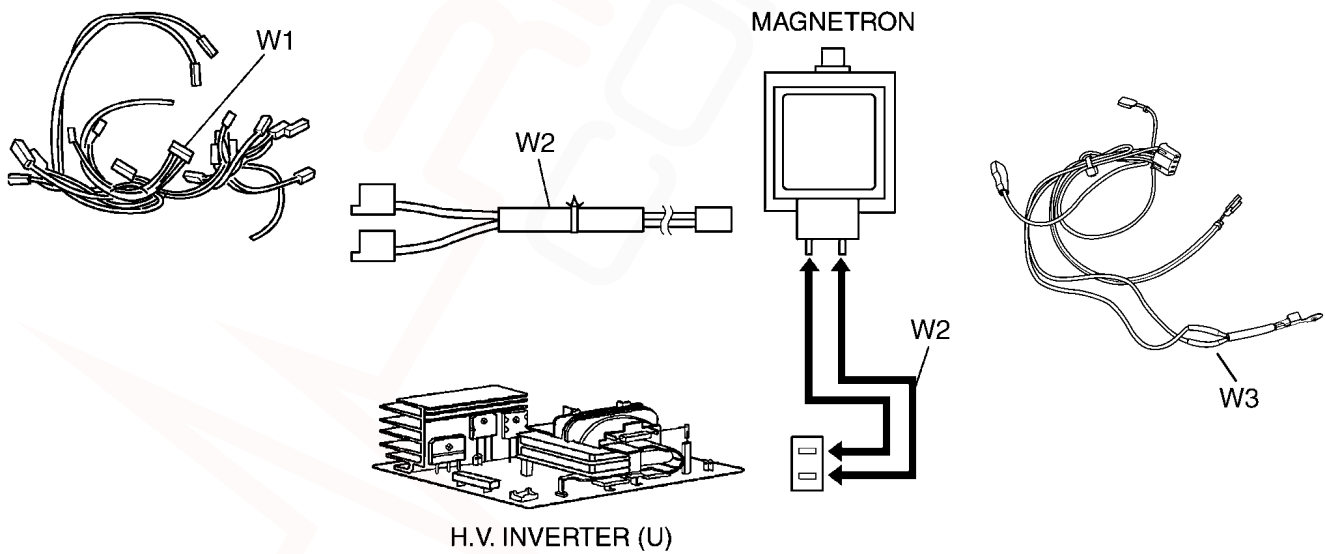
Ref. No.		Part No.	Part Name & Description	Pcs/Set	Remarks
1		F00066V00HP	CAUTION LABEL	1	
6		F10016M60APG	BASE	1	
7		F10084T00AP	RUBBER FOOT	4	
8		F110D8G80SZP	CABINET BODY	1	ST557M
8		F110D6W80HXP	CABINET BODY	1	ST557W
9	\triangle	F200A5Q30BP	OVEN	1	
10		F20555Q00BP	COVER	1	
11		F21315G10XN	PULLY SHAFT	1	
12		F290D5Q00AP	ROLLER RING (U)	1	
13	\triangle	F30205Q00AP	DOOR HOOK	1	
14		F31365Q00AP	HOOK LEVER A	1	
15		F400A5U00XN	FAN MOTOR	1	
16		F40085G10XN	FAN BLADE	1	
17		F40255Q00AP	AIR GUIDE A	1	
18		F40425Q00APG	AIR GUIDE F	1	
19		F612E8F60QP	INCANDESCENT LAMP (U)	1	
21		F41445Q00AP	UPPER ORIFICE	1	
26	\triangle	F61425U30XN	MICRO SWITCH	1	V-15G-3C25 (PRIMARY LATCH SWITCH)
27	\triangle	F61415U30XN	MICRO SWITCH	1	D3V-16G-3C25 (SECONDARY LATCH SWITCH)
28	\triangle	F61785U30XN	MICRO SWITCH	1	D3V-1G-2C25 (SHORT SWITCH)
29	\triangle	2M261-M32JP	MAGNETRON	1	
31	\triangle	F62306V60BP	FUSE	1	(10A)
33		F607X8A00BP	NOISE FILTER (U)	1	
34		F63265U30XN	TURNTABLE MOTOR	1	
35	\triangle	F900C5G10QP	AC CORD W/PLUG	1	
36		F606YM300BP	H.V. INVERTER (U)	1	
37		F65856M60AP	INVERTER BRACKET	1	
38		F66626H60AP	GROUNDING PLATE	1	
39		F61458B80ZP	THERMAL CUTOFF	1	
41		XTWFA4+12T	SCREW	4	FOR MAGNETRON
44		XTWFA4+12D	SCREW	4	FOR CABINET BODY
45		XTCAFA4+12AFS	SCREW	1	FOR CABINET BODY SIDE (ST557M)
45		XTCAFA4+12AFW	SCREW	1	FOR CABINET BODY SIDE (ST557W)
58		F20345Q00CP	REINFORCE BRACKET	1	
60		F11404J60XN	STOPPER	2	

5.3. DOOR ASSEMBLY



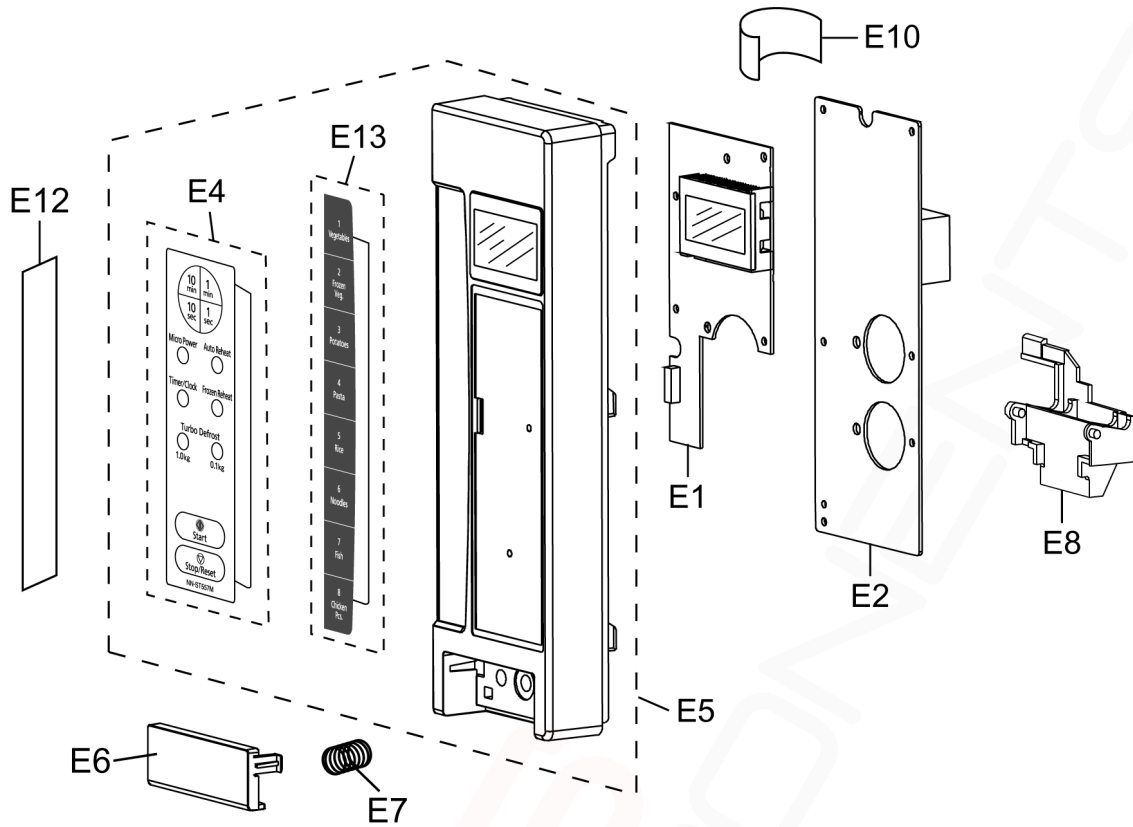
Ref. No.		Part No.	Part Name & Description	Pcs/Set	Remarks
D1		F30185Q00AP	DOOR KEY A	1	
D3	⚠	F302K5Q00AP	DOOR E (U)	1	
D4		F30215G10XN	DOOR KEY SPRING	1	
D5	⚠	F30855Q00AP	DOOR C	1	
D6		F31456V60XP	DOOR SCREEN A	1	
D8	⚠	F302A8U20SXP	DOOR A (U)	1	ST557M
D8	⚠	F302A8U20HXP	DOOR A (U)	1	ST557W
D9		F01726V00JP	CAUTION LABEL B	1	

5.4. WIRING MATERIALS



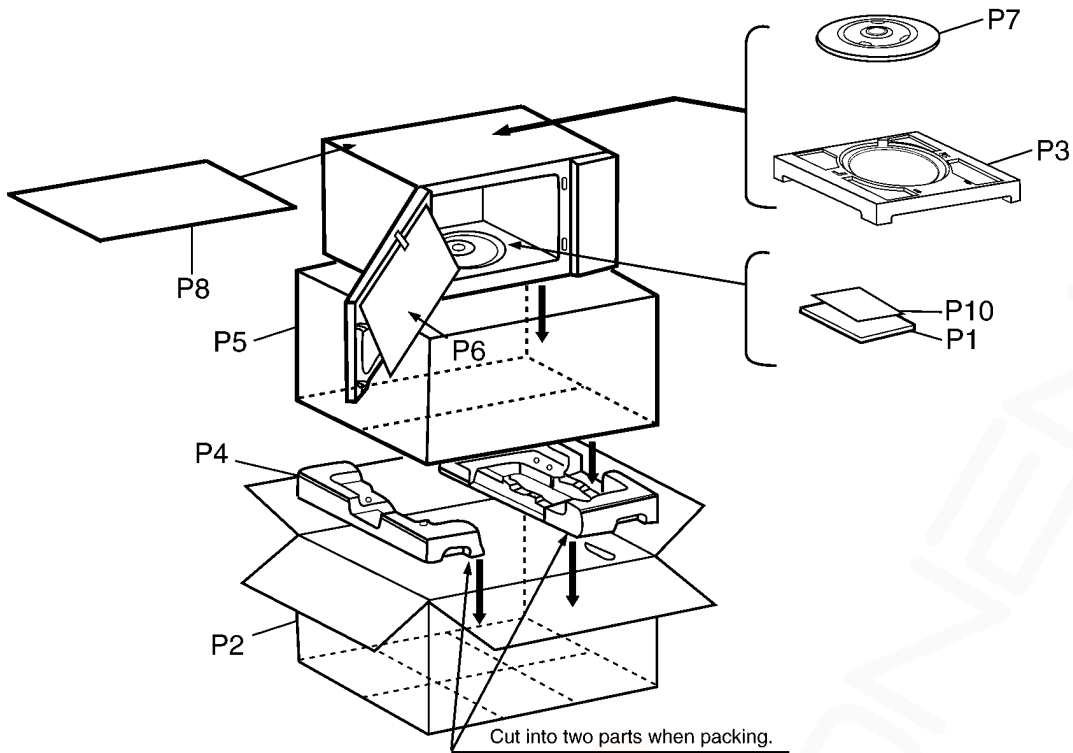
Ref. No.		Part No.	Part Name & Description	Pcs/Set	Remarks
W1		F030A8B60QP	LEAD WIRE HARNESS	1	
W2		F030E5Q00AP	H.V. LEAD WIRE	1	
W3		F03538B80ZP	LEAD WIRE HARNESS U	1	(INCLUDING THERMISTOR)

5.5. ESCUTCHEON BASE ASSEMBLY



Ref. No.	Part No.	Part Name & Description	Pcs/Set	Remarks
E1	F603L8B60QP	D.P. CIRCUIT (AU)	1	
E2	F603Y8B60QP	D.P. CIRCUIT (DU)	1	
E4	F630Y8B60SQP	MEMBRANE SWITCH(U)	1	ST557M
E4	F630Y8B60HQP	MEMBRANE SWITCH(U)	1	ST557W
E5	F800L8B60SQP	ESCUTCHEON BASE (U)	1	ST557M
E5	F800L8B60HQP	ESCUTCHEON BASE (U)	1	ST557W
E6	F80728U10SXP	DOOR OPENING BUTTON	1	ST557M
E6	F80728U10HXP	DOOR OPENING BUTTON	1	ST557W
E7	F80375K00AP	COOK BUTTON SPRING	1	
E8	F82565Q00AP	DOOR OPENING LEVEL	1	
E10	F66168J00XP	FLAT CABLE	1	
E12	F00078B60SQP	NAME PLATE	1	ST557M
E12	F00078B60HQP	NAME PLATE	1	ST557W
E13	F630N8B60BQP	MEMBRANE SWITCH(U)	1	

5.6. PACKING AND ACCESSORIES



Ref. No.	Part No.	Part Name & Description	Pcs/Set	Remarks
P1	F00038B60QP	INSTRUCTION MANUAL	1	
P2	F01028B60SQP	PACKING CASE, PAPER	1	ST557M
P3	F01028B60HQP	PACKING CASE, PAPER	1	ST557W
P4	F01045Q00AP	UPPER FILLER	1	
P4	F01055Q00AP	LOWER FILLER	1	
P5	F01067F50XN	P.E. BAG	1	
P6	F01078J00XN	DOOR SHEET	1	
P7	F06015Q00AP	COOKING TRAY	1	
P8	F01924T00AP	SHEET	1	
P10	F00065G40AP	CAUTION LABEL	1	