

Service Manual

Microwave Oven

simplified



INVERTER

SYSTEM INSIDE

DESTINATION	MODELS		
	NN-S551WF	NN-S451WF	NN-K571MF
QPQ		○	
HNE	○		○
TNE	○		○
YKE	○		○
MNQ	○		○
YNQ	○		○
LNK	○		○
KKE			○
KNQ			○
SNM			○
ZPE			○
RPE			○
RPK			○

Please file and use this specified manual together with the service manual for model NN-S650WF (ORDER NO. SIMMC 0007014C3) or model NN-S560WF (ORDER NO. SIMMC 0006012C3) & model NN-K366WF (ORDER NO. SIMMC 9703002C3)

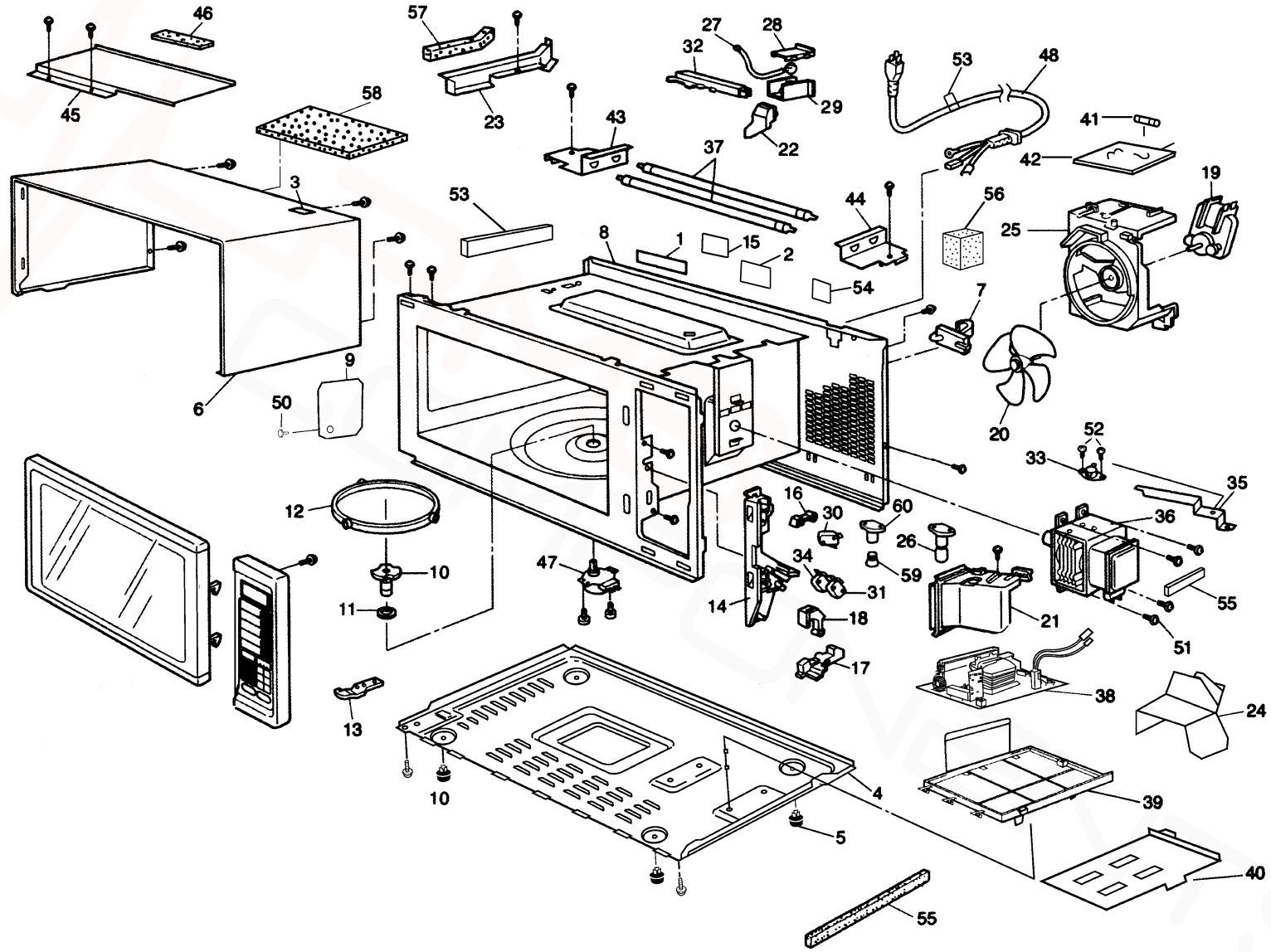
Specifications:

Specifications:	Models:	NN-S551WF	NN-S451WF	NN-K571MF
Power Source:		240V AC Single Phase, 50Hz For KNQ Models 230V~240V AC Single Phase, 50Hz For QPQ, MNQ, YNQ Models 220V AC Single Phase, 50Hz For HNE, TNE, YKE, KKE, ZPE, RPE Models 220V~230V AC Single Phase, 60Hz For LNK Models 220V AC Single Phase, 50/60Hz For SNM Models 220V AC Single Phase, 60Hz For RPK Models		
Power Requirement:	Microwave	1100W~1150W	1150W	1100W
	Heater	—	—	1100W~1300W
Output:	Microwave (ICE 705)	1000W	1000W	1000W
	Heater	—	—	1100W
Microwave Frequency:		2450MHz		
Timer:		99 min. 90 sec.	99 min. 90 sec.	99 min. 59 sec.
Outside Dimensions:		510(W) x 378(D) x 300mm(H)		510(W) x 378(D) x 306mm(H)
Oven Cavity Dimensions:		330(W) x 330(D) x 200mm(H)		330(W) x 330(D) x 200mm(H)
Weight:		11.2 kg	11.2 kg	12 kg
Output power: IEC705-88 Test Procedure				
Specifications subject to change without notice.				

National / Panasonic

© 2001 Shanghai Matsushita Microwave Oven Co.,Ltd
 All rights reserved. Unauthorized copying and distribution is a violation of law.

EXPLODED VIEW



PARTS LIST

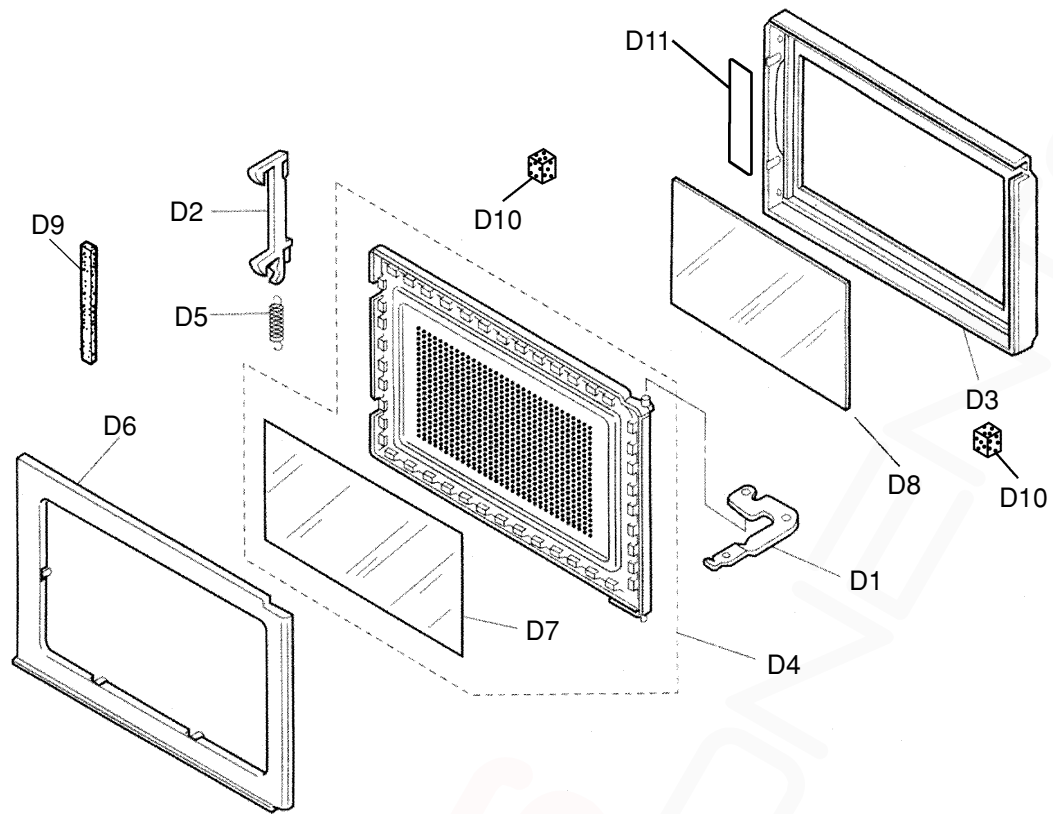
- NOTE 1: When ordering replacement part(s), please use part number(s) shown in this part list.
Do not use description of the part.
- NOTE 2: Important safety notice:
Components identified by \triangle mark have special characteristics important for safety.
When replacing any of these components, use only manufacture's specified parts.

- NOTE "A" parts are supplied by MOD (Japan)
"F" parts are supplied by SIMMC (China)

Ref.No.	Part No.	Part name & Description	Pcs/ Set	Remarks
1	F00075G20HHN	NAME PLATE	1	S551WF (HNE)
1	F00075G20TN	NAME PLATE	1	S551WF (TNE)
1	F00075G20HYK	NAME PLATE	1	S551WF (YKE)
1	F00075G20HMN	NAME PLATE	1	S551WF (MNQ)
1	F00075G20HYN	NAME PLATE	1	S551WF (YNQ)
1	F00075G20HLN	NAME PLATE	1	S551WF (LNK)
1	F00075G20HQP	NAME PLATE	1	S451WF (QPQ)
1	F00075E90HHN	NAME PLATE	1	K571MF (HNE)
1	F00075E90TN	NAME PLATE	1	K571MF (TNE)
1	F00075E90HYK	NAME PLATE	1	K571MF (YKE)
1	F00075E90HMN	NAME PLATE	1	K571MF (MNQ)
1	F00075E90HYN	NAME PLATE	1	K571MF(YNQ)
1	F00075E90HLN	NAME PLATE	1	K571MF (LNK)
1	F00075E90KK	NAME PLATE	1	K571MF (KKE)
1	F00075E90KN	NAME PLATE	1	K571MF (KNQ)
1	F00075E90SN	NAME PLATE	1	K571MF (SNM)
1	F00075E90ZP	NAME PLATE	1	K571MF (ZPE)
1	F00075E90RPE	NAME PLATE	1	K571MF (RPE)
1	F00075E90RPK	NAME PLATE	1	K571MF (RPK)
2	F00068100HN	CAUTION LABEL	1	HNE,TNE,YKE,MNQ,YNQ,LNK,QPQ,KKE,KNQ,SNM
2	F00065E90ZP	CAUTION LABEL	1	ZPE
2	F00065E90RP	CAUTION LABEL	1	RPE, RPK
3	F01504Y00XN	NO TOUCHING LABEL	1	K571MF
4	F10015E30XN	BASE	1	
5	F10084T00AP	RUBBER FOOT	4	
6	F110D8100HHN	CABINET BODY	1	S551WF, S451WF
6	F110D4Y00SXN	CABINET BODY	1	K571MF
7	F11407000AP	STOPPER	1	K571MF
8	\triangle F200A5E30XN	OVEN (U)	1	S551WF, S451WF
8	\triangle F200A5E40XN	OVEN (U)	1	K571MF
9	F20554H80XN	COVER	1	
10	F21314W00AP	PULLY SHAFT	1	
11	F2177-F80	WASHER	1	
12	F290D4H80XN	ROLLER RING (U)	1	
13	\triangle F30077050AP	LOWER HINGE	1	
14	\triangle F3020-1200	DOOR HOOK	1	
15	F00065540MN	CAUTION LABEL	1	YNQ
16	F3136-1200	HOOK LEVER A	1	
17	F31374650AP	HOOK LEVER B	1	
18	F31384650AP	HOOK LEVER C	1	
19	F400A4760JP	FAN MOTOR	1	EXCEPT LNK, SNM, RPK
19	A400A4000LN	FAN MOTOR	1	LNK, SNM, RPK
20	F40089660AP	FAM BLADE	1	
21	F40258100XN	AIR GUIDE A	1	
22	F40264Y00XN	AIR GUIDE B	1	K571MF
23	F40269600XN	AIR GUIDE B	1	K571MF
24	F40024Y00XN	AIR GUIDE C	1	
25	F41448100XN	ORIFICE	1	

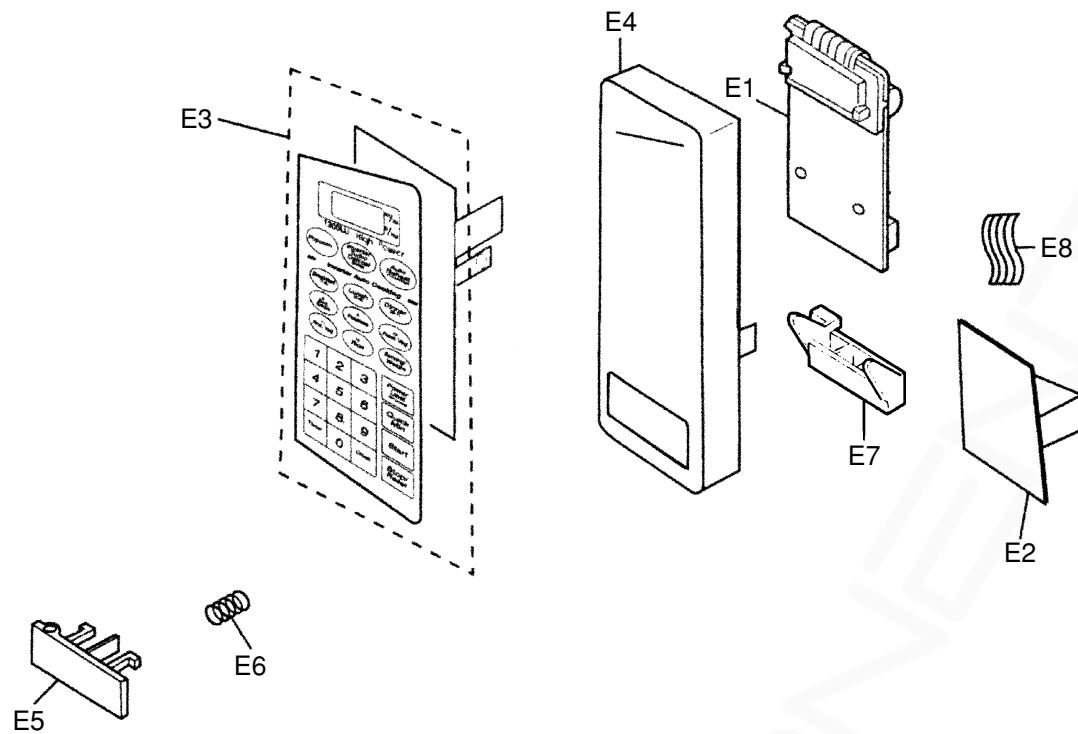
Ref.No.		Part No.	Part name & Description	Pcs/ Set	Remarks
26		F612E4J50XN	INCANDESCENT LAMP (U)	1	EXCEPT HNE
27		A607S7050AP	SENSOR	1	K571MF
28		F22139620XN	SENSOR BRACKET A	1	K571MF
29		F22149620XN	SENSOR BRACKER B	1	K571MF
30	△	J61424T00AP	MICRO SWITCH B	1	(V-16G-3C25-M) (PRIMARY LATCH SWITCH)
31	△	J61414T00AP	MICRO SWITCH A	1	(D3V-16G-3C25) (SECONDARY LATCH SWITCH)
32		F64509600XN	EXHAUST GUIDE	1	K571MF
33		F61454J60XN	THERMAL CUTOUT	1	120°C (K571MF)
34	△	J61784T00AP	MICRO SWITCH C	1	(D3V-1G-2C25) (SHORT SWITCH)
35		F66266520GP	THERMAL CUTOOUT MOUNTING	1	K571MF
36	△	2M236-M1F	MAGNETRON	1	S551WF, K571MF (EXCEPT ZPE)
36	△	2M236-M1G	MAGNETRON	1	S451WF, K571MF (ZPE)
37		F630G7510GP	HEATER (AU)	2	K571MF
38	△	A606Y4Y00GP	H.V.INVERTER (U)	1	
39		F65854W00AP	INVERTER BRACKET A	1	
40		F66625E30XN	GROUNDING PLATE	1	
41	△	A62304210BP	FUSE	1	10A, 250V
42		F692Y5E40XN	NOISE FILTER (U)	1	S551WF, K571MF (EXCEPT ZPE)
42		F692Y4T00QP	NOISE FILTER (U)	1	S451WF, K571MF (ZPE)
43		F64608920XN	HEATER MOUNTING PLATE	1	K571MF
44		F64604Y00XN	HEATER NOUNTING PLATE	1	K571MF
45		F40969600XN	INSULATION PLATE	1	K571MF
46		F22589600XN	ADIABATIC MATERIAL	1	K571MF
47		F63264760JP	TURNTABLE MOTOR	1	
48	△	F900C8790YK	AC CORD W/PLUG	1	HNE, YKE, MNQ, YNQ, KKE, KNQ
48	△	F900C9620TN	AC CORD W/PLUG	1	TNE, RPK
48	△	F900C9620LN	AC CORD W/PLUG	1	LNK
48	△	F900C9660QP	AC CORD W/PLUG	1	QPQ
48	△	F900C5E90SN	AC CORD W/PLUG	1	SNM
48	△	F900C5E90ZP	AC CORD W/PLUG	1	ZPE
48	△	F900C5E90RP	AC CORD W/PLUG	1	RPE
50		XTTFNE4+6BN	SCREW	1	FOR COVER
51		XTWFNE4+12T	SCREW	4	FOR MAGNETRON
52		XTEANE3+6B	SCREW	2	FOR THERMAL CUTOOUT (K571MF)
53		F02395E20KN	CORD CAUTION LABEL	1	K571MF (KKE, KNQ, SNM)
54		F0005-4S10	EARTH LABEL	1	TNE
55		F0925000AM	CUSHION RUBBER C	1	(OVEN SIDE)
56		F0924000BD	CUSHION RUBBER C	1	(SENSOR) (K571MF)
57		F0923000AL	CUSHION RUBBER C	1	(AIR GUIDE B) (K571MF)
58		F0922000LH	CUSHION RUBBER C	1	(CABINET BODY) (K571MF)
59		F60304080BP	INCANDESCENT LAMP	1	HNE
60		A61524650AP	SOCKET	1	HNE

DOOR ASSEMBLY



Ref.No.		Part No.	Part name & Description	Pcs/Set	Remarks
D1	△	F30064Y00XN	UPPER HINGE	1	
D2		F3018-1200	DOOR KEY A	1	
D3	△	F30015E30HXN	DOOR A	1	S551WF, S451 WF
D3	△	F30014Y00SXN	DOOR A	1	K571MF (EXCEPT ZPE, RPE, RPK)
D3	△	F30014Y00SZP	DOOR A	1	K571MF (ZPE, RPE, RPK)
D4	△	F302K9620XN	DOOR E (U)	1	
D5		F30214000AP	DOOR KEY SPRING	1	
D6	△	F30857200AP	DOOR C	1	
D7	△	F31454J50XN	DOOR SCREEN A	1	
D8		F31465E30XN	DOOR SCREEN B	1	S551WF
D8		F31465G20QP	DOOR SCREEN B	1	S451WF, K571MF (ZPE, RPE, RPK)
D8		F31464Y00XN	DOOR SCREEN B	1	K571MF (EXCEPT ZPE, RPE, RPK)
D9		F0922000AB	CUSHION RUBBER C	1	
D10		F06914Y00XN	RUBBER STOPPER	2	
D11		F01729660JP	CAUTION LABEL B	1	S451WF
D11		F02459660AP	DHHS LABEL	1	LNK

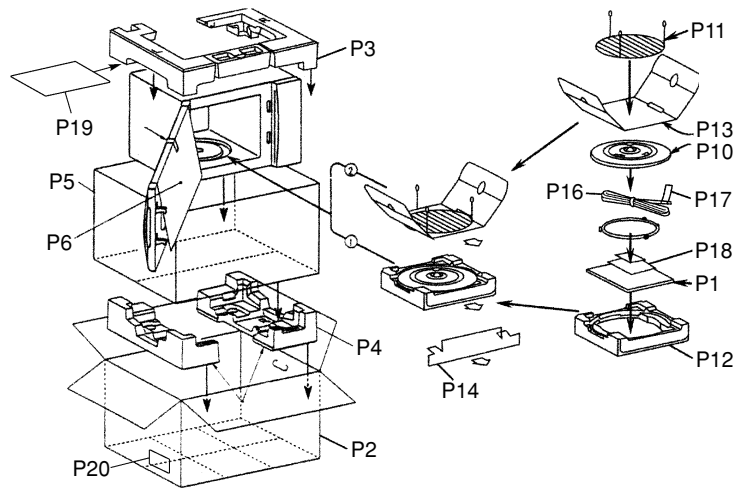
ESCUTHEON BASE ASSEMBLY



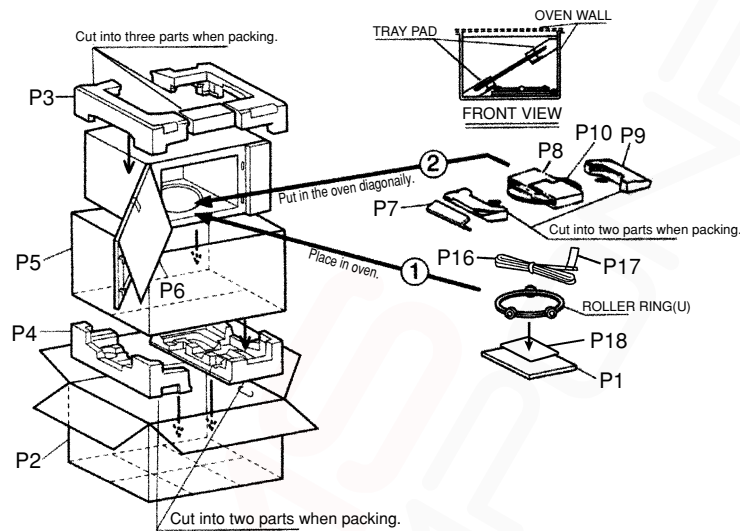
Ref.No.	Part No.	Part name & Description	Pcs/ set	Remarks
E1	F603L5G20HN	D.P.CIRCUIT AU	1	S551WF (HNE)
E1	F603L5G20TN	D.P.CIRCUIT AU	1	S551WF (TNE)
E1	F603L5G20YK	D.P.CIRCUIT AU	1	S551WF (YKE)
E1	F603L5G20MN	D.P.CIRCUIT AU	1	S551WF (MNQ, YNQ)
E1	F603L5G20LN	D.P.CIRCUIT AU	1	S551WF (LNK)
E1	F603L5G20QP	D.P.CIRCUIT AU	1	S451
E1	F603L5E90HN	D.P.CIRCUIT AU	1	K571MF (HNE, TNE)
E1	F603L5E90YK	D.P.CIRCUIT AU	1	K571MF (YKE)
E1	F603L5E90MN	D.P.CIRCUIT AU	1	K571MF (MNQ)
E1	F603L5E90YN	D.P.CIRCUIT AU	1	K571MF (YNQ)
E1	F603L5E90LN	D.P.CIRCUIT AU	1	K571MF (LNE)
E1	F603L5E90KK	D.P.CIRCUIT AU	1	K571MF (KKE)
E1	F603L5E90SN	D.P.CIRCUIT AU	1	K571MF (SNM)
E1	F603L5E90KN	D.P.CIRCUIT AU	1	K571MF (KNQ)
E1	F603L5E90ZP	D.P.CIRCUIT AU	1	K571MF (ZPE)
E1	F603L5E90RP	D.P.CIRCUIT AU	1	K571MF (RPE, RPK)
E2	F603Y5E30XN	D.P.CIRCUIT DU	1	S451WF, S551WF
E2	F603Y5E40XN	D.P.CIRCUIT DU	1	K571MF
E3	F630Y5G20HHN	MEMBRANE SWITCH	1	S551WF
E3	F630Y5G20HQP	MEMBRANE SWITCH	1	S451WF
E3	F630Y5E90SHN	MEMBRANE SWITCH	1	K571MF (HNE, TNE, YKE, MNQ, YNQ, LNK)
E3	F630Y5E90SKN	MEMBRANE SWITCH	1	K571MF (KKE, KNQ, SNM)
E3	F630Y5E90SZP	MEMBRANE SWITCH	1	K571MF (ZPE)
E3	F630Y5E90SRP	MEMBRANE SWITCH	1	K571MF (RPE, RPK)
E4	F80345E30HXN	ESCUTCHEON BASE	1	S551WF, S451WF
E4	F80345E30SXN	ESCUTCHEON BASE	1	K571MF
E5	F80725E30HXN	DOOR OPENING BUTTON	1	S551WF, S451WF
E5	F80724Y00SXN	DOOR OPENING BUTTON	1	K571MF
E6	F80375950AP	COOK BUTTON SPRING	1	
E7	F82568100XN	DOOR OPENING LEVEL	1	
E8	F66164W20AP	FLAT CABLE	1	

PACKING AND ACCESORIES

NN-K571MF

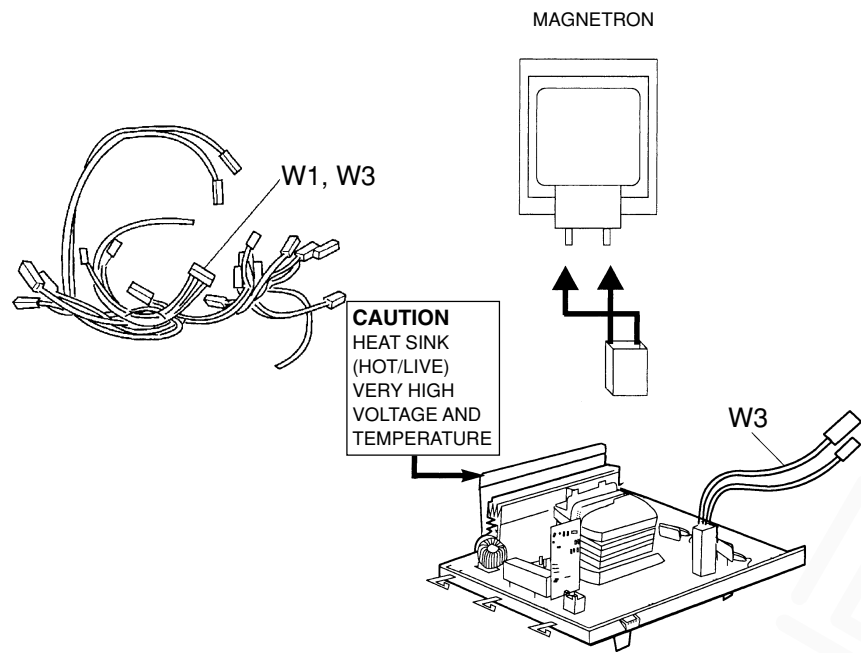


NN-S551WF/S451WF



Ref.No.	Part No.	Part name & Description	Pcs/ set	Remarks
P1	F00035G20HN	INSTRUCTION MANUAL	1	S551WF
P1	F00035G20QP	INSTRUCTION MANUAL	1	S451WF
P1	F00035E90HN	INSTRUCTION MANUAL	1	K571MF (HNE,TNE,YKE,MNQ,YNQ,LNK)
P1	F00035E90KN	INSTRUCTION MANUAL	1	K571MF (KKE,KNQ,SNM)
P1	F00035E90ZP	INSTRUCTION MANUAL	1	K571MF (ZPE)
P1	F00035E90RP	INSTRUCTION MANUAL	1	K571MF (RPE,RPK)
P2	F01025G20HHN	PACKING CASE, BOX	1	S551WF
P2	F01025G20HQP	PACKING CASE, BOX	1	S451WF
P2	F01025E90HHN	PACKING CASE, BOX	1	K571MF (HNE,TNE,YKE,MNQ,YNQ,LNK)
P2	F01025E90KN	PACKING CASE, BOX	1	K571MF (KNE,KNQ,SNM)
P2	F01025E90ZP	PACKING CASE, BOX	1	K571MF (ZPE)
P2	F01025E90RP	PACKING CASE, BOX	1	K571MF (RPE,RPK)
P3	F01045E30XN	UPPER FILLER	1	S551WF,S451WF,K571MF (EXCEPT KKE,KNQ,SNM)
P3	F01045E30KN	UPPER FILLER	1	K571MF (KKE,KNQ,SNM)
P4	F01055E30XN	LOWER FILLER	1	S551WF,S451WF,K571MF (EXCEPT KKE,KNQ,SNM)
P4	F01055E30KN	LOWER FILLER	1	K571MF (KKE,KNQ,SNM)
P5	F01068100XN	P.E.BAG	1	
P6	F01078100XN	DOOR SHEET	1	
P7	F01087220KN	TRAY PACKING A	1	S551WF,S451WF
P8	F01174800KN	TRAY PACKING B	1	S551WF,S451WF
P9	F01135690QP	TRAY STYROL	1	S551WF,S451WF
P10	A06015690QP	COOKING TRAY	1	
P11	F060V4J50XN	OVEN RACK	1	K571MF (EXCEPT KKE,KNQ,SNM)
P11	F060V5E90KN	OVEN RACK	1	K571MF (KKE,KNQ,SNM)
P12	F01139600XN	TRAY STYROL	1	K571MF
P13	F01089600XN	TRAY PACKING A	1	K571MF
P14	F01459600XN	DOOR SHEET B	1	K571MF
P16	F91644000XN	EARTH LEAD	1	TNE
P17	F00324040XN	EARTH CAUTION LABEL	1	TNE
P18	F04455G20HTN	MENU LABEL	1	S551WF (TNE)
P18	F04455G20HMN	MENU LABEL	1	S551WF (MNQ,YNQ)
P18	F04455E90HTN	MENU LABEL	1	K571MF (TNE)
P18	F04455E90HMN	MENU LABEL	1	K571MF (MNQ,YNQ)
P19	A01924T00AP	SHEET	1	K571MF
P20	F01115E90ZP	G LABEL	1	K571MF (ZPE)

WIRING MATERIALS



Ref.No.	Part No.	Part name & Description	Pcs/Set	Remarks
W1	F030A5E30XN	LEAD WIRE HARNESS	1	S551WF
W1	F030A5G20QP	LEAD WIRE HARNESS	1	S451WF
W1	F030A5E40XN	LEAD WIRE HARNESS	1	K571MF (EXCEPT ZPE)
W1	F030A5E90ZP	LEAD WIRE HARNESS	1	K571MF (ZPE)
W3	F030E4Y00XN	H.V.LEAD WIRE	1	S551WF, K571MF (EXCEPT ZPE)
W3	F030E5E90ZP	H.V.LEAD WIRE	1	K571MF (ZPE)
W3	F030E5G20QP	H.V.LEAD WIRE	1	S451WF

INVERTER BOARD PARTS LIST

Ref.No.	Part No.	Part name & Description	Pcs/Set	Remarks
C701	ECWF5104N300	CAPACITOR	1	0.1μF, 500VDC
C702	ECQE2405T847	POLYESTER CAPACITOR	1	4μF, 250VDC
C703	ECWF5454N300	FILM CAPACITOR	1	0.45μF, 500VDC
C704,C705	ECWH30822JUA	FILM CAPACITOR	2	8200PF, 3KVDC
CN701	AEEMXH00703WG	CONNECTOR	1	
CT701	A66904T00AP	TRANSFORMER	1	
D701,D702	A6202-4N10T	DIODE SI	2	0.3A
D703	AEDNERA3806	DIODE SI	1	0.5A
D704,D705	AEDNERA1506	DIODE SI	2	1A
D706	MA196-(TA5)	DIODE SI	1	MA196, 0.1A
DB701	AESTRBV6206	DIODE SI	1	15A, 600V
	XTW3+12B	SCREW	2	3*12 (FOR Q701)
H.S.	A66914T00AP	HEAT SINK	1	
IC702,IC703	AEICP25011HL	IC	2	PS2501-1, HL 4P
IC801	AN9DB07SB	IC	1	
L701	A50204T00AP	COIL	1	
Q701	A691E4V10GPS	TRANSISTOR SI	1	AESCGT60M303
Q702	A691E4V10GPS	TRANSISTOR SI	1	AESPGT30J322
C806	A691E4V10GPS	CAPACITOR	1	56PF TRANSISTOR (Q701,Q702) KIT
	XTN3+12B	SCREW	1	3*12 (FOR Q702)
Q703,Q704	2SC3311AQSTA	TRANSISTOR SI	2	2SC3311AQRS
Q705	2SA1309AQSTA	TRANSISTOR SI	1	2SA1309AQRS
R715	AERGS215J452	RESISTOR	1	4.5KΩ, 15W
VR701	AEVTZBTLT102	VARIABLE RESISTOR	1	1KΩ, 308
ZD701,ZD703, ZD704,ZD705	AEDZ10ES2T1	ZENER DIODE SI	4	RD10ES2T1
ZD702	AESZ12JS2T1	ZENER DIODE SI	1	RD12JS2
T701	A609A4V00GP	TRANSFORMER	1	