


# Service Manual

## Air Conditioner



**Indoor Unit**  
**CS-U28RKR**

**Outdoor Unit**  
**CU-U28RKR**




**Destination**  
**Oceania**

### **WARNING**

This service information is designed for experienced repair technicians only and is not designed for use by the general public. It does not contain warnings or cautions to advise non-technical individuals of potential dangers in attempting to service a product. Products powered by electricity should be serviced or repaired only by experienced professional technicians. Any attempt to service or repair the products dealt with in this service information by anyone else could result in serious injury or death.

### **IMPORTANT SAFETY NOTICE**

There are special components used in this equipment which are important for safety. These parts are marked by  in the Schematic Diagrams, Circuit Board Diagrams, Exploded Views and Replacement Parts List. It is essential that these critical parts should be replaced with manufacturer's specified parts to prevent shock, fire or other hazards. Do not modify the original design without permission of manufacturer.

### **CAUTION**

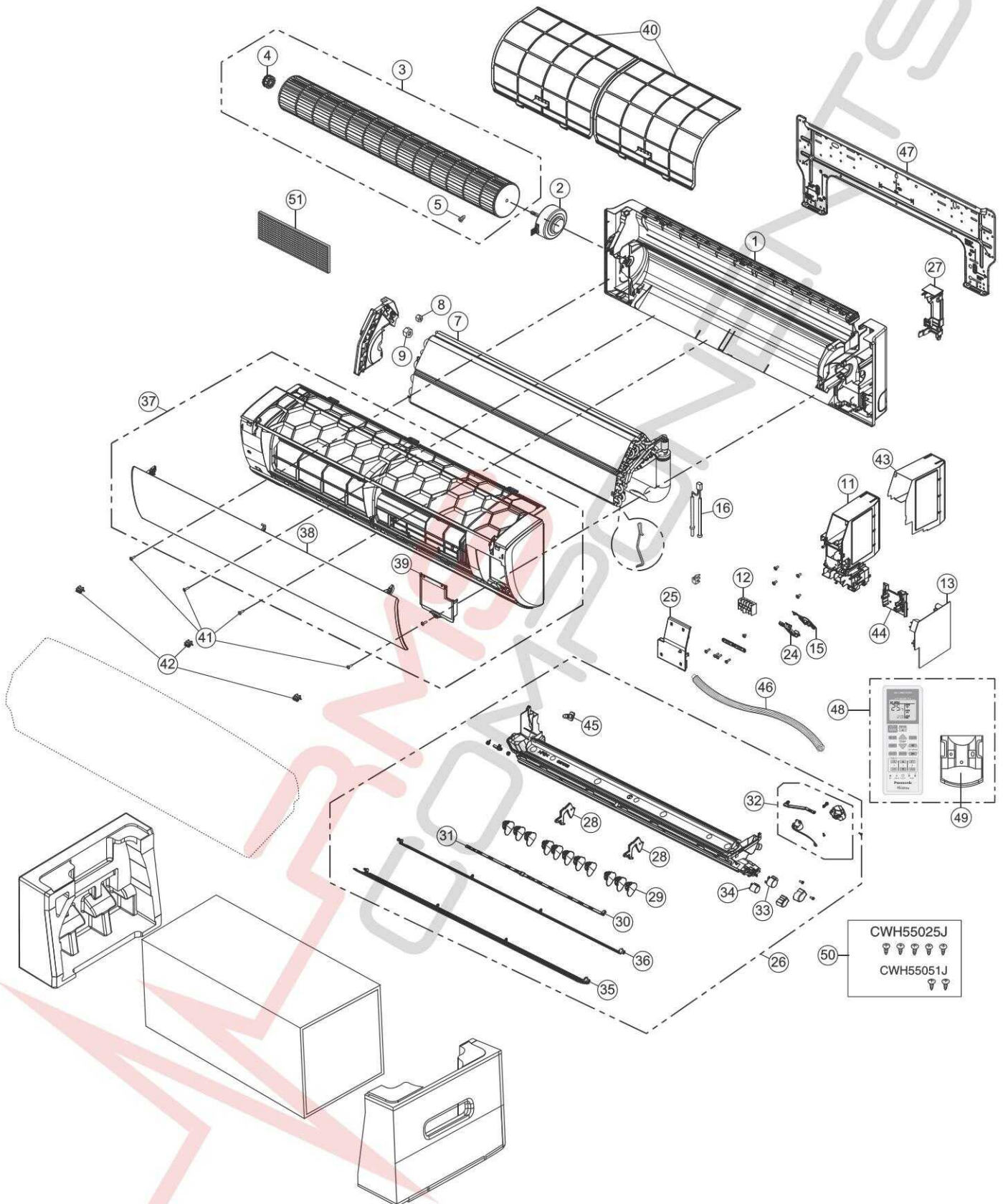
**R32 REFRIGERANT** – This Air Conditioner contains and operates with refrigerant R32.

**THIS PRODUCT MUST ONLY BE INSTALLED OR SERVICED BY QUALIFIED PERSONNEL.**

Refer to Commonwealth, State, Territory and local legislation, regulations, codes, installation & operation manuals, before the installation, maintenance and/or service of this product.

## 19. Exploded View and Replacement Parts List

### 19.1 Indoor Unit



#### Note

The above exploded view is for the purpose of parts disassembly and replacement.  
The non-numbered parts are not kept as standard service parts.

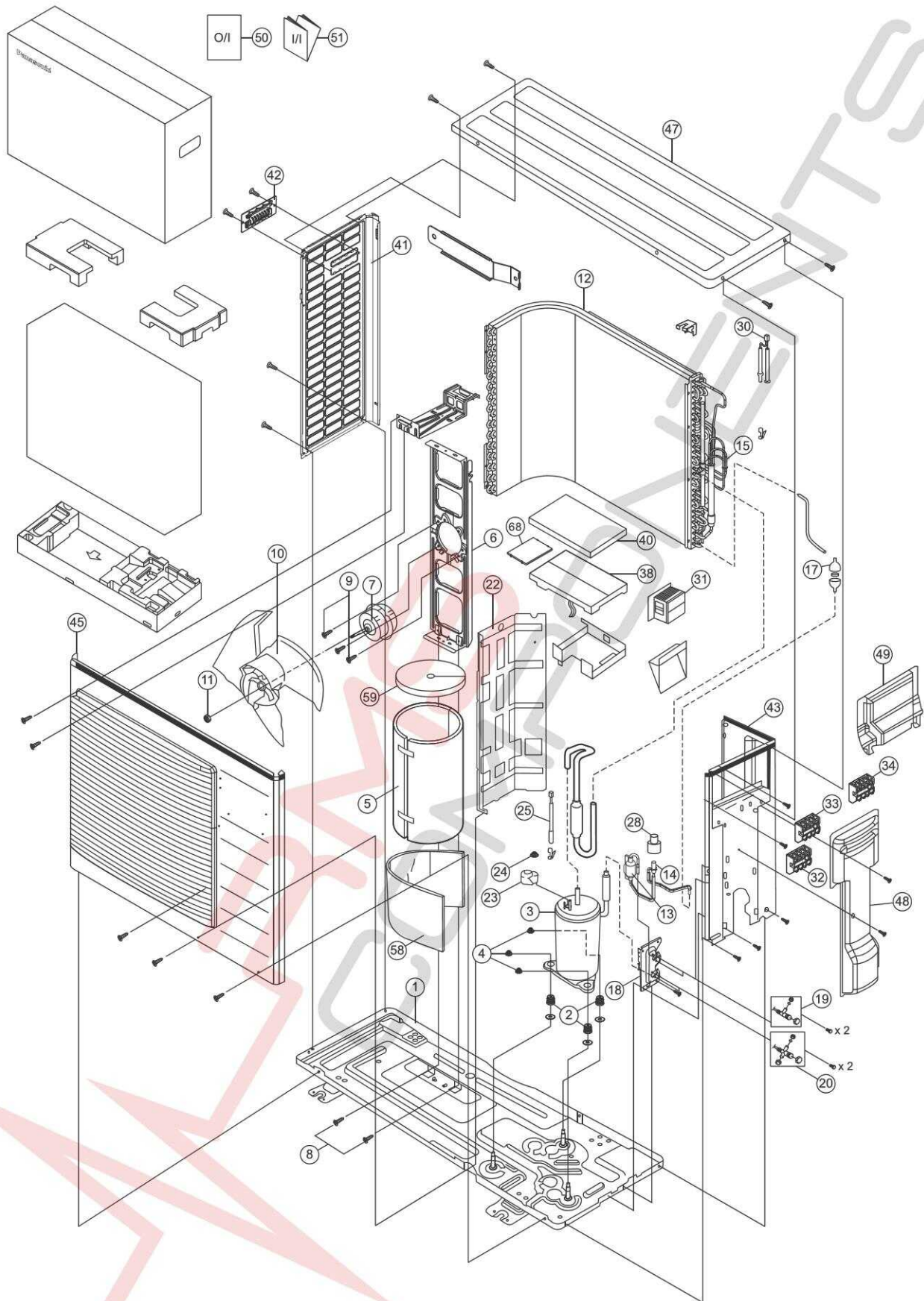
SAFETY	REF. NO.	PART NAME & DESCRIPTION	QTY.	CS-U28RKR	REMARK
	1	CHASSIS COMPLETE	1	CWD50C1902	
⚠	2	FAN MOTOR	1	L6CBYYL0039	O
	3	CROSS-FLOW FAN COMPLETE	1	CWH02C1077	
	4	BEARING ASSY	1	CWH64K007	
	5	SCREW - CROSS-FLOW FAN	1	CWH551146	
	7	EVAPORATOR	1	CWB30C5105	
	8	FLARE NUT (LIQUID)	1	CWT251048	
	9	FLARE NUT (GAS)	1	CWT251033	
	11	CONTROL BOARD CASING	1	CWH102449	
⚠	12	TERMINAL BOARD COMPLETE	1	CWA28C2305	O
⚠	13	ELECTRONIC CONTROLLER - MAIN	1	ACXA73C00500	O
⚠	15	ELECTRONIC CONTROLLER - INDICATOR	1	CWA748458	O
	16	SENSOR COMPLETE	1	CWA50C2782	O
	24	INDICATOR HOLDER	1	CWD933928	
	25	CONTROL BOARD FRONT COVER CO.	1	CWH13C1247	
	26	DISCHARGE GRILLE COMPLETE	1	CWE20C3488	
	27	BACK COVER CHASSIS	1	CWD933031	
	28	FULCRUM	2	CWH621166	
	29	VERTICAL VANE	11	CWE241457	
	30	CONNECTING BAR	1	CWE261316	
	31	CONNECTING BAR	1	CWE261322	
	32	AIR SWING MOTOR (VERTICAL VANE)	1	CWA98K1027	O
	33	AIR SWING MOTOR (HORIZONTAL VANE - SMALL)	1	CWA981299	O
	34	AIR SWING MOTOR (HORIZONTAL VANE - BIG)	1	CWA981304	O
	35	HORIZONTAL VANE COMPLETE (BIG)	1	CWE24C1519	
	36	HORIZONTAL VANE COMPLETE (SMALL)	1	CWE24C1520	
	37	FRONT GRILLE COMPLETE	1	CWE11C6181	O
	38	INTAKE GRILLE COMPLETE	1	CWE22K1657	
	39	GRILLE DOOR COMPLETE	1	CWE14C1123	
	40	AIR FILTER	2	CWD001393B	O
	41	SCREW - FRONT GRILLE	4	XTT4+16CFJ	
	42	CAP - FRONT GRILLE	3	CWH521294	
	43	CONTROL BOARD TOP COVER	1	CWH131467	
	44	PARTICULAR PIECE - TERMINAL	1	CWD933137	
	45	CAP-DRAIN TRAY	1	CWH521259	
	46	DRAIN HOSE	1	CWH851173	
	47	INSTALLATION PLATE	1	CWH361098	
	48	REMOTE CONTROL COMPLETE	1	CWA75C4768	O
	49	REMOTE CONTROL HOLDER	1	CWH361162	
	50	BAG COMPLETE - INSTALLATION SCREW	1	CWH82C1705	
	51	SUPER ALLERU BUSTER FILTER	1	CWD00C1280	

(Note)

- All parts are supplied from PAPAMY, Malaysia (Vendor Code: 00029488).
- “O” marked parts are recommended to be kept in stock.



## 19.2 Outdoor Unit



### Note

The above exploded view is for the purpose of parts disassembly and replacement.  
The non-numbered parts are not kept as standard service parts.

SAFETY	REF. NO.	PART NAME & DESCRIPTION	QTY.	CU-U28RKR	REMARK
	1	BASE PAN ASS'Y	1	ACXD52K00100	
	2	ANTI - VIBRATION BUSHING	3	CWH50055	
⚠	3	COMPRESSOR	1	9KD240XBA21	O
	4	NUT - COMPRESSOR MOUNT	3	CWH561049	
	5	SOUND PROOF MATERIAL (580mm x 385mm) / (660mm x 335mm)	1	CWG302997	
	6	FAN MOTOR BRACKET	1	CWD541153	
⚠	7	FAN MOTOR	1	L6CBYYL0155	O
	8	SCREW - FAN MOTOR BRACKET	2	CWH551217	
	9	SCREW - FAN MOTOR MOUNT	3	CWH551106J	
	10	PROPELLER FAN ASSY	1	CWH03K1065	
	11	NUT - PROPELLER FAN	1	CWH56053J	
	12	CONDENSER	1	ACXB32C00270	
	13	RECEIVER	1	CWB14030	
	14	EXPANSION VALVE	1	CWB051079	
	15	TUBE ASSY (CAPILLARY TUBE)	1	CWT01C7227	
	17	STRAINER	1	CWB111032	
	18	HOLDER COUPLING	1	CWH351228	
	19	2-WAYS VALVE (LIQUID)	1	CWB021434	O
	20	3-WAY VALVE (GAS)	1	CWB011363	O
	22	SOUND PROOF BOARD	1	CWH151295	
	23	TERMINAL COVER	1	CWH171039A	
	24	NUT - TERMINAL COVER	1	CWH7080300J	
	25	SENSOR CO-COMP TEMP	1	CWA50C2185	O
⚠	28	V-COIL COMPLETE (EXPENSION VALVE)	1	CWA43C2603	
	30	SENSOR CO-AIR TEMP AND PIPE TEMP	1	ACXA50C00050	O
⚠	31	REACTOR	1	G0C452J00002	O
	32	TERMINAL BOARD ASSY (E, L, N)	1	CWA28K1162	O
⚠	33	TERMINAL BOARD ASSY (1, 2, 3)	1	CWA28K1076J	O
	34	TERMINAL BOARD ASSY (DRM)	1	CWA28K1281	O
⚠	38	ELECTRONIC CONTROLLER - MAIN	1	ACXA73C00250R	O
	40	CONTROL BOARD COVER - TOP	1	CWH131333	
	41	CABINET SIDE PLATE (LEFT)	1	CWE041857A	
	42	HANDLE	1	CWE161010	
	43	CABINET SIDE PLATE (RIGHT)	1	CWE041856A	
	45	CABINET FRONT PLATE CO.	1	CWE06K1077	
	47	CABINET TOP PLATE	1	CWE031083A	
	48	CONTROL BOARD COVER CO.	1	CWH13C1238	
	49	PLATE - C. B. COVER TERMINAL	1	CWH131409	
	50	OPERATING INSTRUCTION	1	CWF570022	
	51	INSTALLATION INSTRUCTION	1	CWF616865	
	58	SOUND PROOF MATERIAL (620mm x 160mm)	1	CWG302636	
	59	SOUND PROOF MATERIAL (COMP. TOP)	1	CWG302246	
⚠	68	ELECTRONIC CONTROLLER - NF	1	CWA747666	O

(Note)

- All parts are supplied from PAPAMY, Malaysia (Vendor Code: 00029488).
- "O" marked parts are recommended to be kept in stock.